

Wyndham Grand Resort

Monthly Waste Stream Summary

In February



Landfilled	33.43 tons	70%
Diverted	14.39 tons	30%
Total	47.82 tons	100%

Diverted material includes:


Single Stream Material:


Paper	0.51 tons
Plastic	0.84 tons
Aluminum	0.95 tons
Glass	0.28 tons
Cardboard	0.06 tons

Special Waste Material:

Baled Cardboard	2.90 tons
-----------------	-----------


These recycling efforts conserved the following resources:

 20,337 kW-hrs of electricity
Enough to power 1 homes for a full year

 13 mature trees
Enough to produce 158,879 sheets of newspaper

 3,935 gallons of water
Enough to meet the fresh water needs of 52 people

 36 cubic yards of landfill airspace
Enough airspace to meet the disposal needs of a community of 45 people

 12 metric tons (MTCO2E) of GHG Emissions
The recycling of these materials prevented these GHG emissions!

Created on March 15, 2019

The recycling and waste data used in this report is based on actual customer data and historic WM studies.

Wyndham Grand Resort Monthly Waste Stream Summary

So far in 2019



Landfilled	73.61 tons	75%
Diverted	24.67 tons	25%
Total	98.28 tons	100%

Diverted material includes:

Single Stream Material:

Paper	0.73 tons
Plastic	1.12 tons
Aluminum	1.26 tons
Glass	0.37 tons
Cardboard	0.07 tons

Special Waste Material:

Baled Cardboard	4.25 tons
-----------------	-----------

These recycling efforts conserved the following resources:

28,738 kW-hrs of electricity
Enough to power 2 homes for a full year

18 mature trees
Enough to produce 228,015 sheets of newspaper

5,628 gallons of water
Enough to meet the fresh water needs of 75 people

58 cubic yards of landfill airspace
Enough airspace to meet the disposal needs of a community of 74 people

12 metric tons (MTCO2E) of GHG Emissions
The recycling of these materials prevented these GHG emissions!

Created on March 15, 2019

The recycling and waste data used in this report is based on actual customer data and historic WM studies.



THINK GREEN.®

Monthly Summary

Wyndham Grand Resort

	Landfilled*	Single Stream	Organics	Other Recycling	Contamination	Diversion %
January	40.18 tons	0.93 tons	8.00 tons	1.35 tons		20.4%
February	33.43 tons	2.79 tons	8.70 tons	2.90 tons	0.68 tons	30.1%
March						
April						
May						
June						
July						
August						
September						
October						
November						
December						
Year-to-Date	73.61 tons	3.72 tons	16.70 tons	4.25 tons	0.68 tons	25.1%

*Includes trash and recycling contamination

