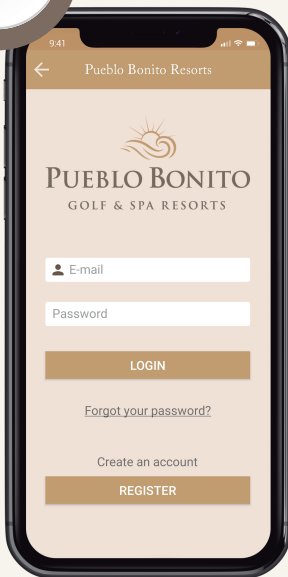


PUEBLO BONITO APP

TO BEGIN REGISTRATION AS AN OWNER

STEP
1



The screen displays the Pueblo Bonito Resorts logo at the top. Below the logo are two input fields: 'E-mail' and 'Password'. Under the 'Password' field is a 'LOGIN' button. Below the login button is a link that says 'Forgot your password?'. At the bottom of the screen, there is a 'REGISTER' button.

Select **YES** option to continue with the registration.

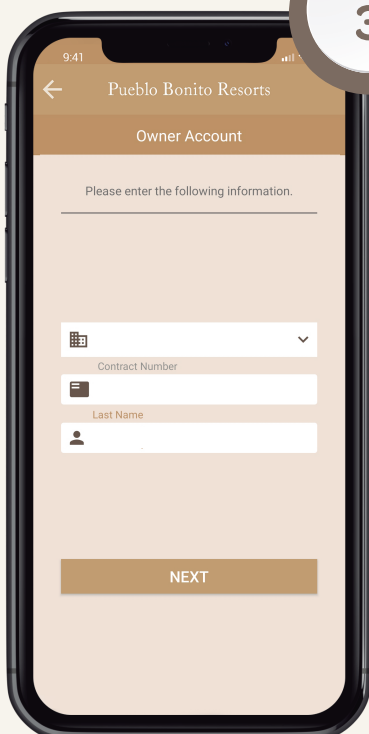
Once on our main page, select the **register** button.



The screen shows the Pueblo Bonito Resorts logo. Below the logo is the question 'Are you an owner?'. There are two buttons: 'YES' and 'NO'.

STEP
2

STEP
3



The screen is titled 'Owner Account'. It says 'Please enter the following information.' followed by three input fields: 'Contract Number' (with a calendar icon), 'Last Name' (with a person icon), and a 'NEXT' button at the bottom.

Fill out the following information.

1. **Property.** Select the resort where you are owne.

2. **Contract Number.** It's located on your contract and can be identified by the 8-digit number. First 2 digits are resort and the last 6 digit are your actual contract.

3. **Last Name.** Your last name should match the one on your contract.

STEP
4

Pueblo Bonito Resorts

Cuenta del propietario

Por favor, introduzca la siguiente información.

Account Information

Name:
E-mail:
Phone:
Address:
Contract Number:
Contract:

Cancel Accept

SIGUIENTE

Verify the email address and
select **SEND E-MAIL**.

Pueblo Bonito Resorts

Owner Account

Enter the information to create your account

E-mail
Phone number
Coupon

SEND E-MAIL

if you have not received the mail, contact us, an advisor will help you personally for confidentiality

CALL US

STEP
5

Once the required information is filled out press **NEXT** to continue. The screen will display the owner's contract information, select **ACCEPT**.

STEP
6

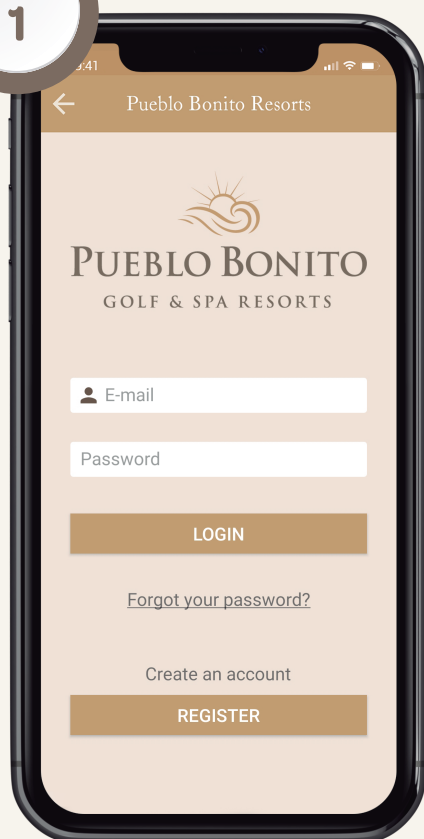
Go to your inbox and confirm your account.
Back to the app and start to enjoy the benefits.

Can we help you? Contact our app support team appsupport@pueblobonito.com or member services department to verify or make an update of your information memberservices@pueblobonito.com

PUEBLO BONITO APP

Registration process when you reserved your stay through any travel agent or online page

STEP
1



Select **NO** option to continue with the registration.

Once on our main page, select the **registrer** button.

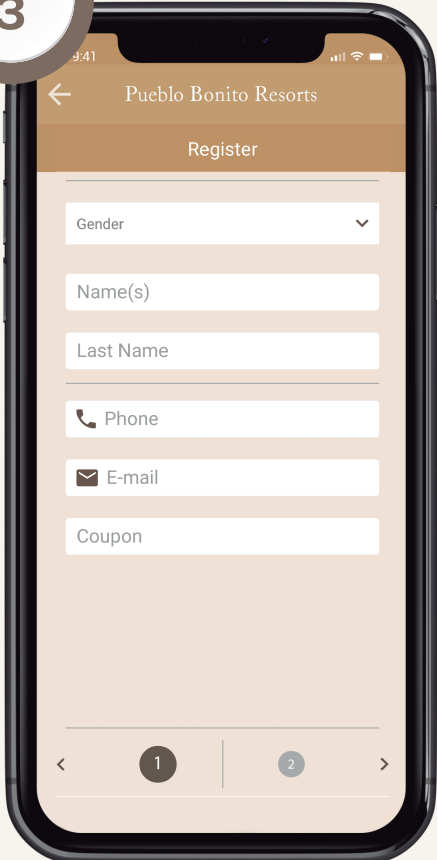


STEP
2

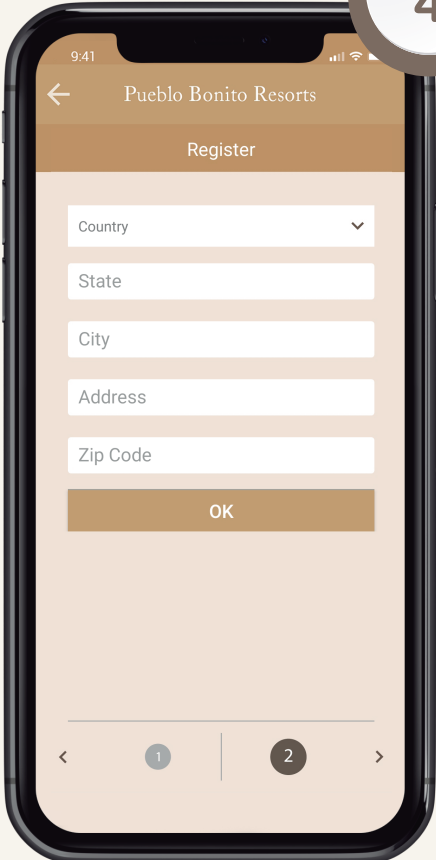
2 steps

Fill out to submit the same information with you book.

STEP
3



STEP
4



STEP
5

Go to your inbox and confirm your account.
Back to the app and start to enjoy the benefits.

Can we help you? Contact our app support team appsupport@pueblobonito.com